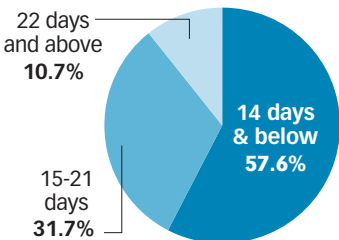


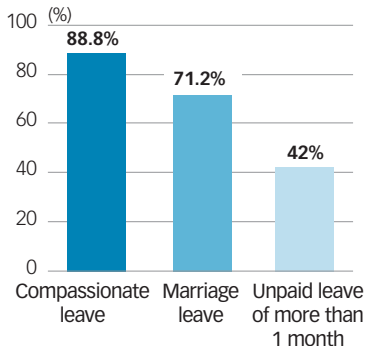
Employment conditions

Distribution of full-time employees by annual leave entitlement (2014)

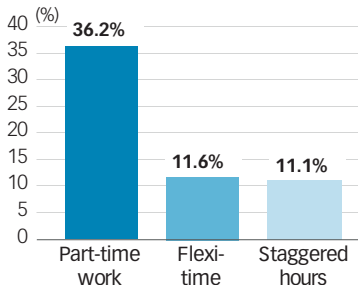


Note: "14 days & below" includes employees who were not entitled to a fixed number of paid annual leave days.

Proportion of establishments that provide types of non-statutory family-friendly paid leave (2014)



Proportion of establishments that offer formal flexible work arrangements (2014)



Sickness absenteeism (2013)

Proportion of employees who took outpatient sick leave	58.4%
Average duration of outpatient sick leave	4.7 days
Average number of days of outpatient sick leave taken per employee	2.8 days