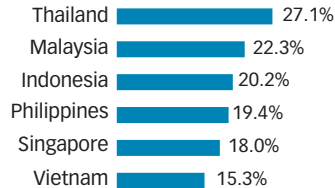
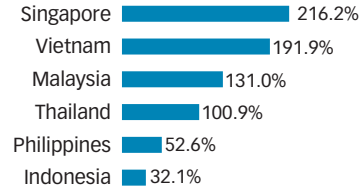


Impact on Asean – Scoreboard

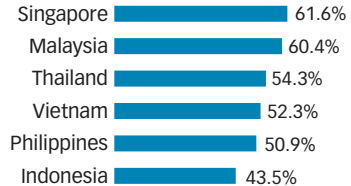
Manufacturing as percentage of GDP



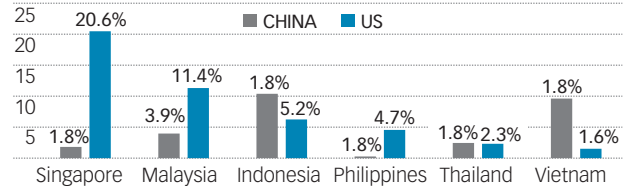
Total trade as percentage of GDP



Global value participation rate*



US and China investment flows as percentage of total FDI



*Participation in global value chain

Source: OCBC Bank report