










2018 YTD SGD bond league table

MANAGER	RANK		TABLE SHARE (%)
DBS Group	1		40.52
OCBC	2		22.81
UOB	3		19.59
HSBC	4		8.64
Standard Chartered Bank	5		4.13
CIMB	6		2.14
HL Bank Singapore	7		1.16
Credit Suisse	8		0.83
Nomura	9		0.17